
















Picture	Pattern Number	Techniques
	<p>1300 Fairisle</p> <p>In your manual this picture will be shown on page 63</p>	<p>193</p> <p>Chart on page 168</p>
	<p>1300 ADD 1231 Fairisle</p> <p>In your manual this picture will be shown on page 85</p>	<p>197*</p> <p>The * means additional things need to be done see page 131</p> <p>Chart on page 168</p>
	<p>1300 ADD 1236 ADD 1230 Fairisle</p> <p>In your manual this picture will be shown on page 108</p>	<p>217*</p> <p>The * means additional things need to be done see page 131</p> <p>Chart on page 168</p>



Picture	Pattern Number	Techniques
	<p>1301 Fairisle</p> <p>In your manual this picture will be shown on page 63</p>	<p>193</p> <p>Chart on page 169</p>
	<p>1301 ADD 1236 ADD 1237 Fairisle</p> <p>In your manual this picture will be shown on page 88</p>	<p>208*</p> <p>The * means additional things need to be done see page 131</p> <p>Chart on page 169</p>
	<p>1301 ADD 1161 Fairisle</p> <p>In your manual this picture will be shown on page 94</p>	<p>195*</p> <p>The * means additional things need to be done see page 131</p> <p>Chart on page 169</p>

Picture	Pattern Number	Techniques
	<p>1302 Fairisle</p> <p>In your manual this picture will be shown on page 79</p>	<p>183.2 *</p> <p>The * means additional things need to be done see page 131</p> <p>Chart on page 169</p>
	<p>1302 Fairisle</p> <p>In your manual this picture will be shown on page 78</p>	<p>188</p> <p>Chart on page 169</p>
	<p>1302 ADD 1302 ADD 1302 Fairisle</p> <p>In your manual this picture will be shown on page 84</p>	<p>207*</p> <p>The * means additional things need to be done see page 131</p> <p>Chart on page 169</p>

Picture	Pattern Number	Techniques
	<p>1303 Fairisle</p> <p>In your manual this picture will be shown on page 78</p>	<p>187</p> <p>Chart on page 169</p>
	<p>1303 ADD 1228 Fairisle</p> <p>In your manual this picture will be shown on page 104</p>	<p>198*</p> <p>The * means additional things need to be done see page 131</p> <p>Chart on page 169</p>
	<p>1304 Fairisle</p> <p>In your manual this picture will be shown on page 91</p>	<p>190</p> <p>Chart on page 169</p>




Picture	Pattern Number	Techniques
	<p>1304 Fairisle</p> <p>In your manual this picture will be shown on page 90</p>	<p>199*</p> <p>The * means additional things need to be done see page 131</p> <p>Chart on page 169</p>
	<p>1305</p> <p>In your manual this picture will be shown on page 96</p>	<p>183</p> <p>Chart on page 169</p>
	<p>1305 ADD 1305 Fairisle</p> <p>In your manual this picture will be shown on page 96</p>	<p>195*</p> <p>The * means additional things need to be done see page 131</p> <p>Chart on page 169</p>




Picture	Pattern Number	Techniques
	<p>1306 Fairisle</p> <p>In your manual this picture will be shown on page 107</p>	<p>187</p> <p>Chart on page 169</p>
	<p>1306 ADD 1306 Fairisle</p> <p>In your manual this picture will be shown on page 106</p>	<p>196*</p> <p>The * means additional things need to be done see page 131</p> <p>Chart on page 169</p>
	<p>1310 Fairisle</p> <p>In your manual this picture will be shown on page 73</p>	<p>180</p> <p>Chart on page 169</p>


Picture	Pattern Number	Techniques
	<p>1311 Fairisle</p> <p>In your manual this picture will be shown on page 73</p>	<p>180</p> <p>Chart on page 169</p>
	<p>1312 Fairisle</p> <p>In your manual this picture will be shown on page 73</p>	<p>180</p> <p>Chart on page 169</p>
	<p>1313 Fairisle</p> <p>In your manual this picture will be shown on page 72</p>	<p>180</p> <p>Chart on page 169</p>




Picture	Pattern Number	Techniques
	<p>1314 Fairisle</p> <p>In your manual this picture will be shown on page 72</p>	<p>180</p> <p>Chart on page 169</p>
	<p>1315 Fairisle</p> <p>In your manual this picture will be shown on page 72</p>	<p>180</p> <p>Chart on page 170</p>
	<p>1316 Fairisle</p> <p>In your manual this picture will be shown on page 72</p>	<p>180</p> <p>Chart on page 170</p>






Picture	Pattern Number	Techniques
	<p>1317 Fairisle</p> <p>In your manual this picture will be shown on page 75</p>	<p>180</p> <p>Chart on page 170</p>
	<p>1318 Fairisle</p> <p>In your manual this picture will be shown on page 75</p>	<p>180</p> <p>Chart on page 170</p>
	<p>1319 Fairisle</p> <p>In your manual this picture will be shown on page 75</p>	<p>180</p> <p>Chart on page 170</p>




Picture	Pattern Number	Techniques
	<p>1320 Fairisle</p> <p>In your manual this picture will be shown on page 75</p>	<p>180</p> <p>Chart on page 170</p>
	<p>1321 Fairisle</p> <p>In your manual this picture will be shown on page 74</p>	<p>185</p> <p>Chart on page 170</p>
	<p>1322 Fairisle</p> <p>In your manual this picture will be shown on page 74</p>	<p>185</p> <p>Chart on page 170</p>



Picture	Pattern Number	Techniques
	<p>1323 Fairisle</p> <p>In your manual this picture will be shown on page 74</p>	<p>185</p> <p>Chart on page 170</p>
<p>No picture in your manual</p>	<p>1360</p> <p>No picture in your manual</p>	<p>Chart on page 170</p>
<p>No picture in your manual</p>	<p>1361</p> <p>No picture in your manual</p>	<p>Chart on page 170</p>

Picture	Pattern Number	Techniques
	<p>1362 Fairisle</p> <p>In your manual this picture will be shown on page 81</p>	<p>183*</p> <p>The * means additional things need to be done see page 131</p> <p>Chart on page 170</p>
	<p>1362 Fairisle</p> <p>In your manual this picture will be shown on page 80</p>	<p>187</p> <p>Chart on page 170</p>
	<p>1362 ADD 1362 Fairisle</p> <p>In your manual this picture will be shown on page 80</p>	<p>198*</p> <p>The * means additional things need to be done see page 131</p> <p>Chart on page 170</p>



Picture	Pattern Number	Techniques
	<p>1362 ADD 1152 Fairisle</p> <p>In your manual this picture will be shown on page 102</p>	<p>195</p> <p>Chart on page 170</p>
	<p>1362 Pin Tuck</p> <p>In your manual this picture will be shown on page 111</p>	<p>253</p> <p>Chart on page 170</p>
	<p>1363 Fairisle</p> <p>In your manual this picture will be shown on page 60</p>	<p>185*</p> <p>The * means additional things need to be done see page 131</p> <p>Chart on page 170</p>



Picture	Pattern Number	Techniques
	<p>1363 ADD 1363 Fairisle</p> <p>In your manual this picture will be shown on page 89</p>	<p>197*</p> <p>The * means additional things need to be done see page 131</p> <p>Chart on page 171</p>
	<p>1363 Pin Tuck</p> <p>In your manual this picture will be shown on page 110</p>	<p>253</p> <p>Chart on page 171</p>
	<p>1364 Slip Stitch</p> <p>In your manual this picture will be shown on page 34</p>	<p>170</p> <p>Chart on page 171</p>

Picture	Pattern Number	Techniques
	<p>1364 ADD 1364 Fairisle</p> <p>In your manual this picture will be shown on page 85</p>	<p>199*</p> <p>The * means additional things need to be done see page 131</p> <p>Chart on page 171</p>
	<p>1364 Lacy Pattern</p> <p>In your manual this picture will be shown on page 126</p>	<p>280</p> <p>Chart on page 171</p>
	<p>1400 ADD 1402 Fairisle</p> <p>In your manual this picture will be shown on page 85</p>	<p>198*</p> <p>The * means additional things need to be done see page 131</p> <p>Chart on page 171</p>

Picture	Pattern Number	Techniques
	<p>1400 Intarsia</p> <p>In your manual this picture will be shown on page 115</p>	<p>245*</p> <p>The * means additional things need to be done see page 131</p> <p>Chart on page 171</p>
	<p>1400 ADD 1401 Intarsia</p> <p>In your manual this picture will be shown on page 116</p>	<p>246*</p> <p>The * means additional things need to be done see page 131</p> <p>Chart on page 171</p>
	<p>1401 ADD 1400 Intarsia</p> <p>In your manual this picture will be shown on page 115</p>	<p>246*</p> <p>The * means additional things need to be done see page 131</p> <p>Chart on page 171</p>





Picture	Pattern Number	Techniques
	<p>1401 ADD1402 ADD 1400 Intarsia</p> <p>In your manual this picture will be shown on page 116</p>	<p>248*</p> <p>The * means additional things need to be done see page 131</p> <p>Chart on page 171</p>
<p>No picture in your manual</p>	<p>1402</p> <p>No picture in your manual</p>	<p>Chart on page 171</p>
	<p>1403 ADD 1404 Intarsia</p> <p>In your manual this picture will be shown on page 116</p>	<p>246*</p> <p>The * means additional things need to be done see page 131</p> <p>Chart on page 171</p>

Picture	Pattern Number	Techniques
No picture in your manual	1404  No picture in your manual	Chart on page 171
	1405 ADD 1406 Intarsia  In your manual this picture will be shown on page 117	246*  The * means additional things need to be done see page 131  Chart on page 172
	1406 ADD 1405 Fairisle  In your manual this picture will be shown on page 109	198*  The * means additional things need to be done see page 131  Chart on page 172

Picture	Pattern Number	Techniques
	<p>1406 Intarsia</p> <p>In your manual this picture will be shown on page 115</p>	<p>245*</p> <p>The * means additional things need to be done see page 131</p> <p>Chart on page 172</p>
	<p>1407 Fairisle</p> <p>In your manual this picture will be shown on page 106</p>	<p>188*</p> <p>The * means additional things need to be done see page 131</p> <p>Chart on page 172</p>
	<p>1407 ADD 1407 Fairisle</p> <p>In your manual this picture will be shown on page 91</p>	<p>196*</p> <p>The * means additional things need to be done see page 131</p> <p>Chart on page 172</p>

Picture	Pattern Number	Techniques
	<p>1407 Intarsia</p> <p>In your manual this picture will be shown on page 116</p>	<p>245*</p> <p>The * means additional things need to be done see page 131</p> <p>Chart on page 172</p>
	<p>1408 Fairisle</p> <p>In your manual this picture will be shown on page 91</p>	<p>182*</p> <p>The * means additional things need to be done see page 131</p> <p>Chart on page 172</p>
	<p>1408 ADD 1408 Fairisle</p> <p>In your manual this picture will be shown on page 88</p>	<p>197*</p> <p>The * means additional things need to be done see page 131</p> <p>Chart on page 172</p>

Picture	Pattern Number	Techniques
	<p>1408 Intarsia</p> <p>In your manual this picture will be shown on page 116</p>	<p>245*</p> <p>The * means additional things need to be done see page 131</p> <p>Chart on page 172</p>
	<p>1409 Intarsia</p> <p>In your manual this picture will be shown on page 116</p>	<p>245*</p> <p>Chart on page 172</p>
<p>No picture in manual</p>	<p>1410</p> <p>No picture in manual</p>	<p>Chart on page 172</p>